
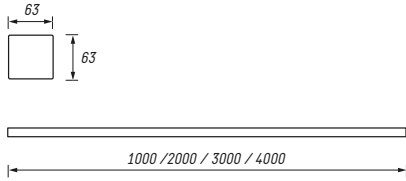
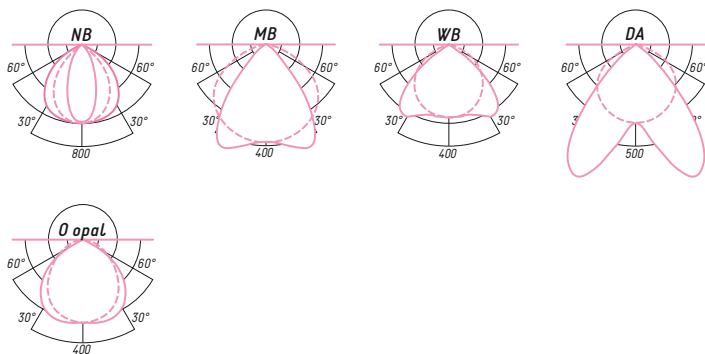


Linear systems

Baseline BZL



- Lighting technology LED
- Suspended trunking system
- Units in 4 lengths (1,000 - 4,000 mm) and different light distributions
- Quick and easy mounting
- Supply unit included
- Colour: white (RAL 9016)



For ldt-data see www.ansorg.com

All dimensions in mm
For 3D data see www.ansorg.com

Specifications

Light line sections for continuous light 4,000 Lm/m

Length	1,000 mm	2,000mm	3,000 mm	4,000 mm
Lumen category*	4,000 Lm	8,000 Lm	12,000 Lm	16,000 Lm
System Efficacy	up to 129 lm/W (Standard) and up to 160 lm/W (High Efficiency)			

Light line sections for continuous light 3,000 Lm/m

Length	1,000 mm	2,000mm	3,000 mm	4,000 mm
Lumen category*	3,000 Lm	6,000 Lm	9,000 Lm	12,000 Lm
System Efficacy	up to 139 lm/W (Standard) and up to 165 lm/W (High Efficiency)			

Light line sections for non-continuous light 2,000 Lm/m

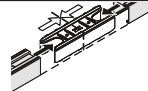








Length	3,000 mm		4,000 mm	
	2 x 1 m light and 1 m dark gap in between		2 x 1 m light and 1 m dark gap in between	
Lumen category*	8,000 Lm		8,000 Lm	
System Efficacy	up to 129 lm/W (Standard) and up to 160 lm/W (High Efficiency)			

* Lumen category: the actual value may be 100 Lm below and plus 10% above the specified value.

Linear systems

Baseline BZL

Specifications	CRI/Light color	830 / 840
	Light distribution	narrow beam (NB), medium beam (MB), wide beam (WB), double asymmetrical (DA), opal (O)
	Maintenance of luminous flux	50,000 h (L80/B10)
	Driver	Standard or DALI, 1 - 10 V on request, emergency lighting possible
	Wiring	3 x 1.5 mm ² / 5 x 1.5 mm ² / 7 x 1.5 mm ²
	Connection data	220-240 V, 50/60 Hz
	Weight	approx. 2.5 kg per metre
	Protection class	1
	Protection category	IP 20
	Approvals	ENEC (in preparation) / CE

Product		Color
Coupling piece between trunking sections		 uncoated
End-of line set trunking: - 1 mains connector - 2 white plastic trunking end caps - 2 light line end pieces		white
Optional accessories	for steel rope suspension (2 mm)	 white
	for direct ceiling fixation	 white
	for T-profile ceilings	 white
	ring tail for chain suspension	 white
Mounting bracket, flex	for steel rope suspension (2 mm)	 white
	for direct ceiling fastening	 white
	for T-profile ceilings	 white
	ring tail for chain suspension	 white
Line Extensions Trunking sections without light source between continuous light sections	5 x 1.5, L = 2,000 mm/3,000 mm/4,000 mm	white
	7 x 1.5, L = 2,000 mm/3,000 mm/4,000 mm	white