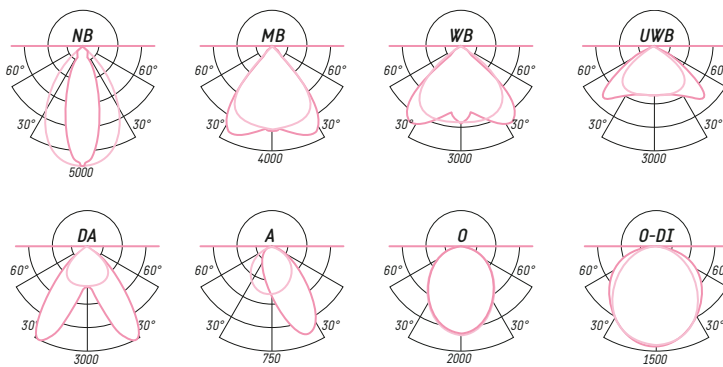


Linear systems

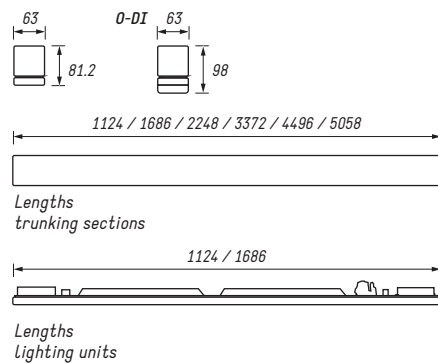
Fastline FZL



- Lighting technology LED
- Suspended or recessed trunking system consisting of trunking units, lighting units, equipment carrier and spotlight units
- Trunk lengths from 1,124 mm up to 5,058 mm
- Lighting units in two lengths (1,124 mm/1,686 mm) and different light distributions
- Quick and easy mounting
- Supply unit included
- Colours: white (RAL 9016), black (RAL 9005), silver (similar to RAL 9006).
Recessed version only available in white



For Ldt-Data see www.ansorg.com



All dimensions in mm
for 3D data see www.ansorg.com

Specifications	<i>Trunking section 1,124 mm</i>	<i>Trunking section 1,686 mm</i>	
	<i>Lengths of trunking sections</i>	1,124 mm (4 FT) 2,248 mm (2 x 4 FT) 3,372 mm (3 x 4 FT) 4,496 mm (4 x 4 FT)	<i>Lengths of trunking sections</i> 1,686 mm (6 FT) 3,372 mm (2 x 6 FT) 5,058 mm (3 x 6 FT)
	<i>Distance between electrical contacts</i>	281 mm (1 FT) 562 mm (2 FT) 1,124 mm (4 FT)	<i>Distance between electrical contacts</i> 1 FT (281 mm) 2 FT (562 mm) 6 FT (1,686 mm)
	<i>Light unit length</i>	1,124 mm (4 FT)	<i>Light unit length</i> 1,686 mm (6 FT)
	<i>Light distribution</i>	<i>narrow beam (NB), medium beam (MB and MB-O), wide beam (WB and WB-O), ultra wide beam (UWB), double asymmetrical (DA and DA-O), asymmetrical (A), opal optic (O) and opal optic with direct/indirect light distribution (O-DI)</i>	

Linear systems

Fastline FZL

Specifications	CRI/Light color	830 / 840
	Driver	Standard or DALI, DC suitable, emergency lighting (EL3) possible
	Through-wiring	5 x 2.5 mm ² / 7 x 2.5 mm ² / 9 x 2.5 mm ² / 11 x 2.5 mm ²
	Connection data	220-240 V, 50/60 Hz
	Weight	approx. 3.2 kg per metre
	Protection class	1
	Protection category	IP 40
	Approvals	ENEC / CE

	Length	Lumen category*	P _{system} **	Maintenance of luminous flux
Light units	1,124 mm (4FT)	3,200 lm	21.5 - 26.5 W	70,000 h (L80/B10)
		4,000 lm	28.5 - 34.5 W	
		6,000 lm	47.5 - 53.5 W	50,000 h (L80)
		8,000 lm	on request	
1,686 mm (6FT)	4,800 lm	32 - 40 W	70,000 h (L80/B10)	
	6,000 lm	42.5 - 51 W		
	9,000 lm	71.5 - 80 W	50,000 h (L80)	
	12,000 lm	98 - 102 W		

* Lumen category: the actual value may be 100 lm below and plus 10% above the specified value.


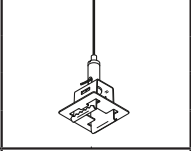
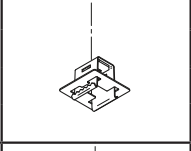
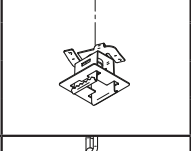
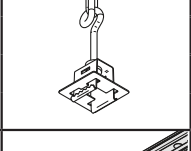
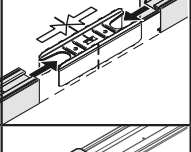
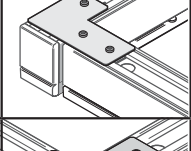
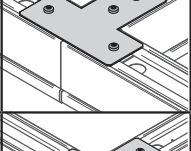
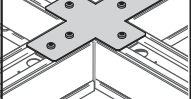
** P_{System}: The value can still be up to 10% higher.

Additional options	EL3, daylight and presence sensor, blind covers (metal or plastic), 3C rails, recessed frames, spotlights
---------------------------	---

Linear systems

Fastline FZL accessories


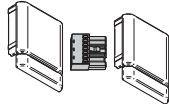
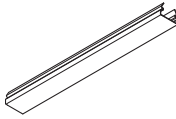

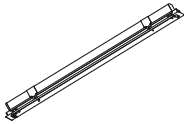
Optional accessories

Product		Color
Mounting bracket - eye (for chain)		uncoated
Mounting bracket for steel robe		uncoated
		white
		black
		silver
Mounting bracket - surface mounted		uncoated
		white
		black
		silver
Mounting bracket - with caddy-clip		uncoated
		white
		black
		silver
Mounting bracket - ring tail		uncoated
		white
		black
		silver
Internal coupling piece		uncoated
Corner fastening plate L		uncoated
Corner fastening plate T		uncoated
Corner fastening plate X		uncoated

Linear systems

Fastline FZL accessories

**Optional
accessories**

Product		Color
Mains out/in connect set (max. 7 pole). For the connection of two profiles that are not connected by means of an internal connection piece		uncoated
End plates (1 pair) / 5-, 7-, 9-, 11 pole End plates (1pair) 0-DI / 5-, 7-, 9-, 11 pole		white black silver
Blind cover l = 562 mm / 1,124 mm / 1,686 mm		white black silver
Electrical unit with 3 C track		white black silver
Recessed frame 4 FT / 6 FT Single / Start / Middle / End		white